



# Sussex Area News

## Newsletter of the Sussex Area of NAFAS

[www.sussexareanafas.org.uk](http://www.sussexareanafas.org.uk) [www.facebook.com/SussexAreaNAFAS](https://www.facebook.com/SussexAreaNAFAS)

Charity No. 292377

## It's great to meet up again !



## Emerald Anniversary Celebration

**East Grinstead Flower Club** recently celebrated its Emerald Anniversary with an afternoon tea garden party in a beautiful garden belonging to one of our members. It was a lovely opportunity to meet up again after such a long absence and as you can see from the photos the weather was clement which added to everyone's enjoyment.



Heartfelt thanks to all of you who made this special day such a memorable event and to Sussex Area President, Sue Seath and Sussex Area Chairman, Jilly Griffin for joining us.

Anne-Marie Newby  
Chairwoman  
East Grinstead Flower Club

## Noticeboard

Please send your articles and photographs to  
Editor Duncan Ward  
email: [info@boxworthflowers.com](mailto:info@boxworthflowers.com)

## National News

### National Chairman's Challenge

Congratulations to Sussex Area  
who won the July challenge  
'Happy Holidays'.



Congratulations to  
Julie Taylor, East Preston Floral Club  
for the winning entry.

The September competition title is "*Back to school*" and if you wish to enter then please send a photo of your design to [sussexareaofnafas@gmail.com](mailto:sussexareaofnafas@gmail.com) by 26 September 2021. All the entries received from the various Sussex clubs will then be reviewed and the best one to represent Sussex will be selected and forwarded to HQ.

The NAFAS Board will award points and the Area with the most points at the end of 2021 will receive a small prize. Please note that by entering you are allowing NAFAS to use your photo wherever it chooses.

### Winchester Cathedral Flower Festival

13 - 15 September 2021

[www.Winchester-cathedral.org.uk](http://www.Winchester-cathedral.org.uk)

### St. Leonard's Church, Church Street, Seaford, BN25 1HH Flower Festival

24 - 27 September 2021

Fri/Sat/Mon open 10am to 5pm  
Sun open midday to 5pm

## Area Future Events

Thursday 9 to Sunday 12 September 2021

### Flower Power

**Monday 4 October 2021 - Chairmen's Forum.**  
Plumpton Village Hall, 9am till 1pm

**Monday 8 November 2021- Members' Day**  
Live meeting at The Chequer Mead Theatre in  
East Grinstead

Speaker is Mrs Brenda Evers.

Title "There is nothing like a Dame"

Demonstrator is Lucy Ellis.

Title "Lucy in the Sky with Diamonds"

Lancing Flower Club will be running the flower  
raffle and East Grinstead will run the general  
raffle.

**Monday 22 November 2021 -  
Area Council Meeting**

11.15am at Plumpton Village Hall  
Followed by AGM at 1.30pm

## Area Workshops

The next workshop is on  
Thursday 23 September with Christine Picton.

Thursday 21 October 2021 with Susie Barwick



## Area News

### Area Chairman

#### Chairman's Piece

Are we ready? Are we steady? Then let's go, go, go all the way to Leonardslee Lakes & Gardens and **Flower Power**.



Have you already done your bit for the Area, are you still mocking up or are you leaving it to the last minute? Apparently, a little stress is good for us, but I won't be checking my blood pressure until well into next month! What state the **Flower Power** Committee are in I dread to enquire but I thank each and every one of them for all their hard work.

I can't wait to see all the Sussex Area members who are coming to the festival – what a party we're going to have. If you can't be there in person, raise a glass at some point to toast our Area's past 60 years and check our social media sites or next month's newsletter for some photos.

We've got something else to celebrate too: our new operational name **Flower Arranging & Design Sussex**. Let's try to not use the acronym otherwise we've just swapped one set of initials for another. By saying it in full a few times, it'll soon drip off the tongue like a drop of rain from a wet leaf.

As we reflect on our 60-year journey so far, let's look forward to a bright, happy future for **Flower Arranging & Design Sussex** with an emphasis on fun, friendship and flowers.

All the best,



## Area Logo Competition

Have a go, designing the new logo for **Flower Arranging & Design Sussex**.



Here is the spec from our website designers and info:

Entries for the design of a new modern graphic logo should be sent to Lesley [lesleyetherton@outlook.com](mailto:lesleyetherton@outlook.com) by **Monday 25 October** for consideration by Executive on 29 October 2021. Prize for the winning entry will be a garden centre voucher.

Our web designers were consulted on the specification for the logo.

Their recommendations are:

1. Oval, so it will be simpler to replace on current platforms. ie similar to the current scale and shape of the NAFAS logo.
2. The designs should be in black and white. Colours to match the existing website will be added by the web designers, rather than entries having a range of tones and shades which might be difficult to match.
3. Preferably no text.

### Can you help at Area Level?

We will have a vacancy for the *Area Programme Secretary*; and we need an organised person to take over the *Flower Arranger administration*, a non-Executive role. Please contact Jilly.

# Flower Power

Thursday 9-Sunday 12 September 2021

## LET THE SHOW BEGIN!

You may have missed **Flower Power** back in the '60s, but another chance will soon be upon us. Yes, our 60th Anniversary celebrations begin on Thursday 9 September with a preview evening giving a chance to be one of the first to view the amazing floral extravaganza designed by our accomplished design team of Stephen McDonnell, Stef Maynard and Claire Bryant. And, of course, arranged by a huge number of our talented members.


Whether or not you will be able to make the preview evening, please be sure to visit some time between Thursday 9 and Sunday 12 September in the beautiful setting of the Grade 1 listed Leonardslee Lakes & Gardens. A huge amount of work has gone into creating **Flower Power** and it promises to be a most memorable event. Don't forget to bring your loose change for the raffles, competitions and tombola.

The committee are really looking forward to welcoming everyone.

So, let the show begin!

Best wishes,

*Gaenor*





The Sussex Area of the National Association  
of Flower Arrangement Societies  
presents

## Flower Power



An extravaganza of floral design set in the  
beautiful grounds of this Grade 1 listed  
garden to celebrate The Sussex Area's  
Diamond Anniversary

**Thursday 9 September  
to Sunday 12 September 2021**

**Leonardslee Lakes and Gardens**

Brighton Road, Lower Beeding, Horsham  
West Sussex RH13 6PP

**9am to 5pm (last entry 3.30pm)**

- \* Floral Art Demonstrations \* Trade stands \* Prize Draw\*
- \* Tombola in aid of The Sussex Kidney Trust \*
- \* Radio controlled model boats and yachts\*

Refreshments on sale at the gardens - no outside food or drink allowed.  
Leonardslee only accepts card payments in their cafeteria and shop  
but please bring cash for the Leonardslee Afternoon Tea for Two prize draw, Tombola,  
trade stands and the competition for a case of Leonardslee wine.  
Free parking

Adults £13.50, children 5-16 years £6.50  
Tickets from Leonardslee Lakes & Gardens  
[www.leonardsleegardens.co.uk/buy-day-tickets-online](http://www.leonardsleegardens.co.uk/buy-day-tickets-online)  
Flower Power brochure £1 on sale at the entrance



The Sussex Area of NFFAS Registered Charity No. 292377



## CLUB News

*What have you been up to?*

### Face to face at last!



It was good to meet up with members of our club one Saturday morning in July for coffee. It gave us a chance to find out how the membership were feeling about club meetings starting again.



We had been keeping communications going with all our members for the past eighteen months, but nothing beats a cup of coffee, scones and chocolate cake in good company, and weather!

Hilary Norsworthy  
Chair  
Seaford Evening Flower Club

## Fabulous Flowers



### Hydrangea

The voluminous flowers of the Hydrangea or Hortensia change colour and age to a beautiful antique shade. The heads are made up of many hundreds of blossoms.

Originating from Eastern Asia and America, they are available from February to December - peaking May to October.

There are two types of Hydrangea - the classic mophead rounded flowers (*Hydrangea macrophylla*), and the lace cap (*Hydrangea paniculate*) which has smaller flowers. They come in a range of colours - pink, blue, lilac, burgundy, white, green, and multi. The hophead hydrangeas will vary in colour depending on your soil - if it's acidic then they will be blue, and if alkaline they will be pink.

They prefer partial shade and shelter, and need loads of water. If you have cut the flower and it starts to wilt, then submerge the head in some water for a few hours and it will revive. They should last 7 to 14 days in fresh water.

It's a fabulous flower to dry, stand the flowers in approx an inch of water, and allow the water to dry out slowly, they will gradually dry out. If the colour fades you can then spray them.

You can make a sweet tea from dried Hydrangea leaves, in Japan they prepare this to celebrate Buddha's birth.


Flower Meaning - Thank you for understanding.

## An International Challenge

Recently 17 members of New Visions, as well as two former members, took part in an exciting workshop with **Annette Waller** all the way from Geraldine on the South Island in New Zealand.



I have to say that the one positive to have come out of our long pandemic has been us all getting used to the virtual world and learning to cope with mute buttons and such like. And this of course meant that I was able to look further afield to give our members the opportunity to 'meet' a designer they would normally never get the chance to work with.




Annette comes highly qualified; her first introduction to floral art was at an evening class and she then joined the Geraldine Floral Art Group in 1990. She is now qualified with the FASNZ Diploma of Teaching, the Diploma of Demonstrating and the Practical Judging Unit as well as being part of the FASNZ National Education Committee.

Annette has also competed with success not only at home and in Australia but also at WAFA in Boston and Ireland. She enjoys sharing her passion of flowers, fun and friendship and especially enjoys abstract work along with

contemporary design. Right up our floral street!

She chose to cover the topic of cross-hatching and because of an 11 hour time difference, we held our workshop over two days; the first one on the morning of Saturday 17 July, followed by another session on Monday evening, 19 July.




Annette started by showing us a number of cross-hatching ideas she had created in readiness to demonstrate the versatility of this particular design technique. It is currently winter on South Island (the temp was hovering just below zero) and most designers make do with very limited plant material during the winter months, rarely opting to buy in flowers or foliage. In fact, Annette said that she only had three narcissi growing in her garden that Saturday morning!

The challenge thus for us was to try and stay clear of too many flowers and to try and work with a very limited palette; a bit of a challenge when our own gardens 'are currently bursting with blooms ;-)

Once Annette had finished all her explaining, it was time to get

creative ourselves. Cross-hatching can be secured with PVA glue, hot glue as well as elastic bands or wires and those opting for the cold glue method






did encounter a few problems with drying (albeit that we had plus 25 degrees in the shade that particular day and the heat should have helped!) but this is all part of the learning process... Still, working from home means that you can dip into your workshop/shed/storage corner to get different supplies, as and if required...



I had asked each member taking part to send me a good image of their design once they had completed it and once all were to hand, I



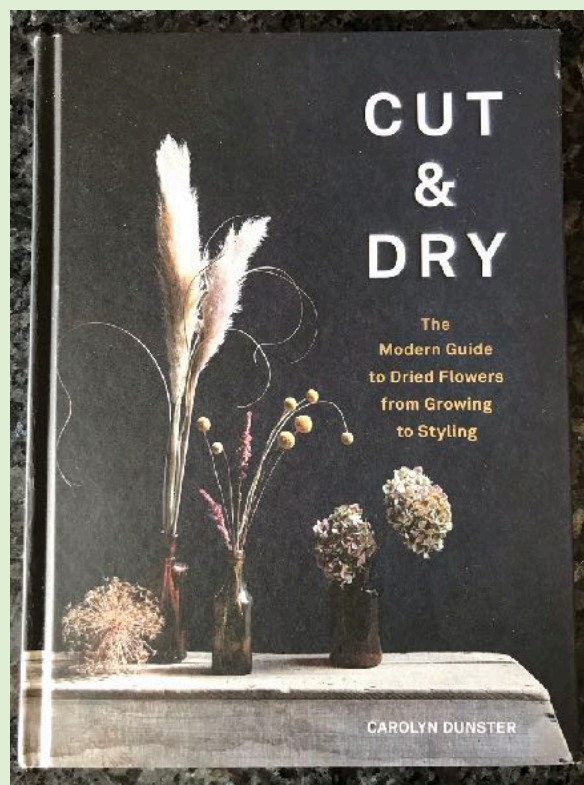
forwarded these to Annette so that she could take a closer look before we reconvened on the Monday evening for the reveal. I had prepared a slide show and I feel that it was a very good way of everyone being

able to see clearly each member's design and to listen to Annette's helpful comments and suggestions.

A thoroughly enjoyable two part workshop which went down very well indeed and which produced some wonderful designs, all of which can be viewed on our Facebook page; [www.facebook.com/newvisionsussex](https://www.facebook.com/newvisionsussex).

Nina Tucknott  
Chair  
New Visions

## Book review



### Cut and Dry by Carolyn Dunster

Cut and Dry describes it's self as the modern guide to dried flowers from growing to styling, and it is certainly bang up to date. Dried flowers are gaining popularity as a sustainable approach to flower displays. Published in 2021 it really is up to date, so often books on dried flowers are dated, lack illustration and energy. This is certainly not dull and dusty!

Not only flowers and foliage, it covers grasses, herbs, mosses, lichens, seed pods, fruit and vegetables, and exotics.

Beautifully illustrated with colour photos and clear instruction on the best plants for drying, drying techniques, growing, and styling. If that's not enough there are ten projects to inspire you and try for yourself.

This is really a great book, and very topical.  
RRP £17.99



## Flower Festival

It's really great to get back into visiting and participating in church flower festivals, as well as catching up with old friends.


Set in the historic 12th century village church of St Wulfran's, Ovingdean, on the outskirts of the city of Brighton. Local churches and societies were invited to depict 'The Church Year in Hymns'.



*St Wulfran's Church*



*St Margaret's Church, Rottingdean*



*Ovingdean Women's Institute*



*Ovingdean Choral Society*



*St Mary's Church, Kemp Town*

Twenty two displays packed this small church with colour and fragrance. Outside on the Saturday in glorious sunshine there was a plant and cake stall, teas and coffees, and a chance for the youngsters to make flower crowns.

The flower festival was a great success with 600+ visitors over the weekend, with people visiting from as far afield as Eastbourne and Worthing.

Duncan Ward  
Editor



*Ovingdean Allotment Society*



*The Friends of Beacon Hill*



*Holy Cross Church, Woodingdean*



## Area workshop with Gill McGregor



We had our first live workshop on 29 July in Henfield Hall. Our tutor for the day was Gill McGregor. She was a great tutor, very inspiring and full of idea and hints and tips. We all did a total of at least three designs using aspidistra leaves or aluminium wire as our mechanics and

embracing not using any floral foam.

Gill is a well known national tutor from Hertfordshire and the author of several books on floral art. A master of leaf manipulation and foam free designs.

It was so nice to see people again and a really lovely day was had by all.

Stef Maynard  
Area  
Programme  
Officer



## 10 Questions to.....

This month to Stef Maynard, Area Programme Officer

### **Q What is your favourite flower?**

I do love a rose, the bigger and blousier the better, especially in the garden. Indoors I love a nice vase of lilies.



### **Q Where was your last holiday destination?**

Mobile, Alabama. USA . Visiting family, spending time with nieces and nephews. Always such an exciting place to visit.

### **Q When did you first join a flower club?**

I first joined East Grinstead Flower Club in 2005.

### **Q What was the last garden you visited?**

It was Leonardslee Lakes & Gardens in preparation of **Flower Power**. It's a beautiful location and seems to get more beautiful every time I visit.

### **Q Have you entered Chelsea?**

Yes, I have entered Chelsea a couple of times. It was quite an experience and one that I am glad I have had. It's a real eye opener to how different doors open from starting a flower course one morning a week at college to flower arranging or competing in some wonderful locations.

### **Q Which club do you belong to?**

I currently belong to East Grinstead Flower Club and New Visions.

### **Q How long have you lived in Sussex?**

I have lived most of my life in Sussex, my family settled in East Grinstead when my father left the Navy. I was born in Helensburgh in Scotland near the Submarine base and we moved to Sussex when I was three. Apart from a year in Spain in 2004 - 2005 it's been Sussex all the way !

### **Q Where is your favourite Sussex place?**

I honestly don't think I can name one place more dear to me than another. I love the fact that a few miles in one direction I can be at the coast or in the deep countryside or in a beautiful town. I love places like Lewes or Brighton North Laines for poking around the junk shops, I adore the coast line, that we can have all the fun of the fair right through to beautiful isolated beaches and walking on the cliffs near Seaford. I honestly feel really lucky that Sussex has so much to offer.

### **Q Name a famous person you have met**

I met Helen Sharman, a truly inspiring woman who became the first British astronaut. I was quite in awe, especially when I learnt she was one of the team who had developed the Mars choc ice. I mean... how do you freeze ice cream but not the chocolate and the toffee part.. amazing !

### **Q Who would you like to receive some flowers from**

My hubby... it's big pink lilies every time!





## Pressed and dried

Are you on trend? I'm thrilled to say that pressed and dried flowers are making a comeback!

Our shop in the 80s was groaning with bunches of dried flowers suspended from the ceiling but nearly overnight they went out of fashion. Now this year the trendsetters are scrambling for the best blooms at the wholesalers!

You don't have to own a garden to have a go at creating cards, tags, coasters etc. as weeds and wild flowers are a good source of plant material.

There are, of course, various methods of drying and preserving but I am just mentioning a couple that I love to do.

**Air drying** - Most importantly harvest your flowers or seed heads on a dry day just before



the bloom is at its most mature as after you have picked them they will carry on ageing and if gathered too late they will disintegrate. Secure small bunches of Poppy-heads, Larkspur, Eryngium, Helipterum etc with elastic bands as stems will shrink when drying. Hang upside down in a dry airy place out of direct sunlight.

**Microwave pressing** - Some of the most successful flowers for pressing are Larkspur, Calendula, Pansy, Clary and Ammi. They all keep their colour beautifully. Place flowers or petals between copier



paper in an old book and then place in the microwave with something heavy on top. Cook for 1 minute then check progress. If flowers need a little longer then carry on at 1 minute increments. Then the fun really begins.....,

Jan Bailey  
Pevensey and Westham Flower Club



**Have you started your club meetings yet?**

Please send us some photos and tells us what you are doing.



## A glimpse of part of our garden





The back garden is 120ft by 60ft and there was nothing in the garden when we moved in 26 years ago.

My style is cottage garden and I grow lots of foliage plants for my flower arranging. My garden also includes a beach garden and vegetable patch area. I have a very small wildlife pond.

This year I've also planted a separate area for Sarah Raven's spectacular dahlias.

Lesley Locke  
Rustington Flower Club



## Have you signed up to Amazon Smile?

### How it works:

Amazon donates 0.5% of the net purchase price (excluding VAT, returns and shipping fees) of eligible purchases to the charitable organisation of your choice. Amazon Smile is the same Amazon you know. Same products, same prices, same service. Support the Sussex Area of NAFAS by starting your shopping at [smile.amazon.co.uk](https://smile.amazon.co.uk)

Simply follow this <https://smile.amazon.co.uk/ch/292377-0>

If you already have an Amazon account, then it should recognise your normal login, and allow you to choose your charity. **Remember** - Amazon Smile donations are only generated by using the [https:// smile.amazon.co.uk](https://smile.amazon.co.uk) website not the basic Amazon site.

Sussex Area of NAFAS charity number is 292377  
(England and Wales)



## And finally ....

Thank you to all contributors of articles and photographs. Don't forget to contribute your designs and articles.

Let us know if have you visited a flower show, festival or garden? Please share this with us. Don't wait to be asked to submit an article & photos, just send them in.

We are waiting to hear from you!  
Keep well and stay safe.

Duncan